



PROFORM® POWER TROWELER REPLACEMENT BLADES




4 Blades Per Box



Finish



Combination



Float

Machine Size	MFG No.	Blade	Size	Kraft No.
Allen/Razorback				
30"	41696	Finish	6"x10-1/2"	SK237
		Comb.	6"x10-1/2"	SK236
36"	015890	Finish	6"x14"	SK100
		Comb.	8"x14"	SK101
		Float	10"x14"	SK102
46"	015695	Finish	6"x18"	SK214
		Comb.	8"x18"	SK215
		Float	10"x18"	SK105
Bartell				
24"	20455	Finish	4-3/4"x9"	SK238
30"	20407	Finish	4-3/4"x10"	SK239
		Finish	6"x10-1/2"	SK237
36"	20414	Finish	6"x14"	SK100
		Comb.	8"x14"	SK101
		Float	10"x14"	SK102
46"	20410	Finish	6"x18"	SK214
		Comb.	8"x18"	SK215
		Float	10"x18"	SK105
Edco (V-Notch Channel)				
34" & 36"	F-1	Finish	6"x14"	SK300
		Comb.	8"x14"	SK301
		Float	10"x14"	SK302
42"		Finish	6"x16"	SK304
		Comb.	8"x16"	SK305
		Float	10"x16"	SK306
44"- 48"	F-3	Finish	6"x18"	SK307
		Comb.	8"x18"	SK308
		Float	10"x18"	SK309
Goldblatt				
28"	19177	Comb.	6"x10"	SK177
36"	19172	Finish	6"x14"	SK172
		Comb.	8"x14"	SK179
		Float	10"x14"	SK102

Machine Size	MFG No.	Blade	Size	Kraft No.
Master/Arrow				
36"	FT36	Finish	6"x14"	SK151
		Comb.	8"x14"	SK152
		Channel Finish	6"x14"	SK232
		Channel Comb.	8"x14"	SK233
		Finish	6"x14"	SK100
46"	BFT46	Comb.	8"x14"	SK101
		Float	10"x14"	SK102
		Finish	6"x18"	SK153
		Comb.	8"x18"	SK154
		Channel Finish	6"x18"	SK234
46"	3FC46	Comb.	8"x18"	SK215
		Channel Finish	6"x18"	SK234
		Comb.	8"x18"	SK215
		Float	10"x18"	SK105
		Channel Comb.	8"x18"	SK235
46"	3RT46	Channel Comb.	8"x18"	SK235
		Channel Comb.	8"x18"	SK235
		Channel Comb.	8"x18"	SK235
		Channel Comb.	8"x18"	SK235
		Offset Channel Comb.	8"x18"	SK231
◊ Includes: nuts, bolts and washers				
MBW				
30"		Comb.	6"x10"	SK242
36"	5347	Finish	6"x14"	SK100
		Comb.	8"x14"	SK101
46"	5402	Float	10"x14"	SK102
		Finish	6"x18"	SK214
		Comb.	8"x18"	SK215
		Comb.	8"x18"	SK215
		Float	10"x18"	SK105
Stone				
36"	34578	Finish	6"x14"	SK100
		Comb.	8"x14"	SK101
		Float	10"x14"	SK102
46"	34580	Finish	6"x18"	SK214
		Comb.	8"x18"	SK215
		Comb.	8"x18"	SK215
		Float	10"x18"	SK105
Stow				
Old Style	7394-401	Finish	6"x14"	SK186
		Comb.	8"x14"	SK187
34"	11686-503	Finish	6"x14"	SK100
		Comb.	8"x14"	SK101
		Float	10"x14"	SK102
36"	22027	Finish	6"x14"	SK100
		Comb.	8"x14"	SK101
		Float	10"x14"	SK102
42"	10937-501	Finish	6"x14"	SK186
		Comb.	8"x18"	SK215
		Float	10"x18"	SK105
46"	21637	Finish	6"x18"	SK214
		Comb.	8"x18"	SK215
		Float	10"x18"	SK105

Retro Adapter Bar

Mount adapter bar to power troweler and quickly change blades with snap pins. Bar fits 7/8" channel. Each bar comes with 2 snap clips for mounting.

No.	Size	Fits
SK148	10" Long	36"
<i>(Only fits SK232 & SK233)</i>		
SK150	14"	46"/48"
<i>(Only fits SK234 & SK235)</i>		
SK147	Snap Clip for Bar	




Blades are made of heavy-duty steel to exacting specifications. Each blade is designed for longer life and greater performance.

ProForm® Long Life Replacement Blades


Designed with a hard thick steel to cut down on blade changes on the job

Each blade is designed for longer life and greater performance

Long life blades are ideal for the tough demands of riding power trowelers



Channel Combo/Finish (Master/Arrow)



Combo Rounded Corners (RC)



Quality and Value are the trademarks of every ProForm® Blade

Machine Size	MFG No.	Blade	Size	Kraft No.
Superior / Husqvarna				
36"	2836FL	Comb.	8"x14"	SK220
44"	2844C	Comb.	8"x16"	SK226
		Float	10-1/2"x17-1/2"	SK108
48"	2844FL	Flat Finish RC	8"x16"	SK227
		Comb.	8"x18"	SK228
Wacker				
36"	79638	Finish	6"x14"	SK100
	75061	Float	10"x14"	SK102
	79637	Comb.	8"x14"	SK101
48"	79642	Finish	6"x18"	SK214
	79641	Comb.	8"x18"	SK215
	112000	Float	10"x18"	SK105
Wagman				
24"	WB47590	Finish	4-3/4"x9"	SK238
	WB6105F	Finish	6"x10-1/2"	SK237
30"	WX5925M6	Comb. Metric	5"x9"	SK241
36"	WX614F	Finish	6"x14"	SK100
	WX8140	Comb.	8"x14"	SK101
	WX1014FO	Float	10"x14"	SK102
44"	WF816F	Flat Finish RC	8"x16"	SK227
46-48"	WX618F	Finish	6"x18"	SK214
	WX8180	Comb.	8"x18"	SK215
	WX1018FO	Float	10"x18"	SK105
60"	WX-818F	Flat Finish RC	8"x18"	SK217
	WX-623F	GOLD Finish	6"x23"	SK216G
	WX8230	GOLD Comb.	8"x23"	SK218G
Whiteman / MultiQuip				
24"	C244	Comb. Metric	5"x9"	SK241
36"	F-90	Finish	6"x14"	SK100
	C-844	Comb.	8"x14"	SK101
	CL-954F	Float	10"x14"	SK102
46-48"	F-400	Finish	6"x18"	SK214
	C-464	Comb.	8"x18"	SK215
	CL444F	Float	10"x18"	SK105
	RC818	Flat Finish RC	8"x18"	SK217
Rounded Corner Combination Blades				
Flat combination blade with 2" radius corners. Offers more blade surface.				
	Fits most popular models	Comb. RC	8"x14"	SK101R
		GOLD Comb. RC	8"x18"	SK215GR
		Comb. RC	8"x18"	SK215R
	Fits Superior	Comb. RC	8"x14"	SK220R
		Comb. RC	8"x16"	SK226R
		Comb. RC	8"x18"	SK228R

ProForm® Ultra Blue 15-25% Longer Life



Machine Size	Blade	Size	Part No.	Mfg. Compatibility
36"	Finish	6"x14"	SK100B	Fits Allen, Bartell, Stone, Stow, Whiteman, Wacker & other popular styles of Trowelers
	Comb.	8"x14"	SK101B	
46"-48"	Finish	6"x18"	SK214B	
	Comb.	8"x18"	SK215B	
	Comb.	8"x16"	SK226B	
Offset Channel	Comb.	8"x18"	SK228B	
	Comb.	8"x18"	SK231B	Fits Master Trowelers

ProForm® Heavy-Duty Gold Thick and Rugged 25-50% Longer Life



Machine Size	Blade	Size	Part No.	Mfg. Compatibility
36"	Finish	6"x14"	SK100G	Fits Allen, Bartell, Stone, Stow, Whiteman, Wacker & other popular styles of Trowelers
	Comb.	8"x14"	SK101G	
46"-48"	Finish	6"x18"	SK214G	
	Comb.	8"x18"	SK215G	
	Comb.	8"x16"	SK226G	
Offset Channel	Comb.	8"x18"	SK228G	
	Comb.	8"x18"	SK231G	Fits Master Trowelers
60"	Finish	6"x23"	SK216G	Fits Allen, Wagman, Whiteman/Multi Quip Trowelers
	Comb.	8"x23"	SK218G	

Bent Blade Corners

36"	Finish	6"x14"	SK100GBE
46"-48"	Finish	6"x18"	SK214GBE

Grinding Stone Holder (Only)

Please specify troweler and make.
SK312 (Up to 36" Machine Size)
SK318 (Over 36" Machine Size)



Grinding Stone Holder (With Stone)

SK313 (Up to 36" Machine Size)
SK319 (Over 36" Machine Size)



Grinding Stone (Only)

SK320 (6 Grit, 2"x2"x8")